


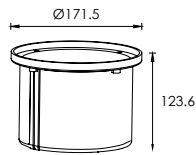
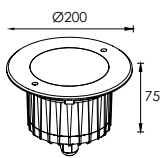
# Inground Light series

## Asymmetrical High Luminance LED Light

### TRUAX



Hard chromeplated Stainless steel SUS 316L  
 12# Die-casting grey powder coated aluminum.  
 T=60-80µm Adhesion of ISO class 1/ASTM class 4B

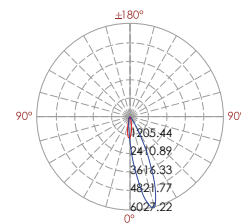


Mounting sleeve 057#

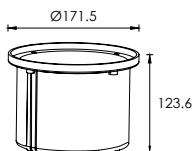
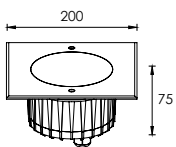
**334 152**  
**LED Power**  
 24V - 20,4W  
 120/240V - 18,6W

Colour Temp	Luminous
2000K	1543 lm
3000K	1307 lm
6000K	

#### LIGHT DISTRIBUTION



45°  
 35°

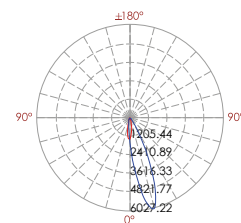


Mounting sleeve 057#

**334 153**  
**LED Power**  
 24V - 20,4W  
 120/240V - 18,6W

Colour Temp	Luminous
2000K	1543 lm
3000K	1307 lm
6000K	

#### LIGHT DISTRIBUTION



45°  
 35°